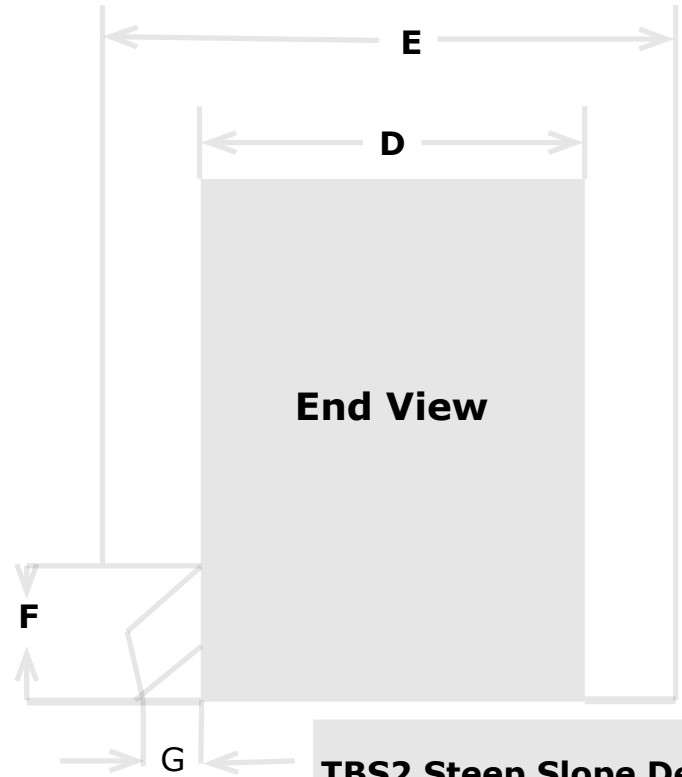
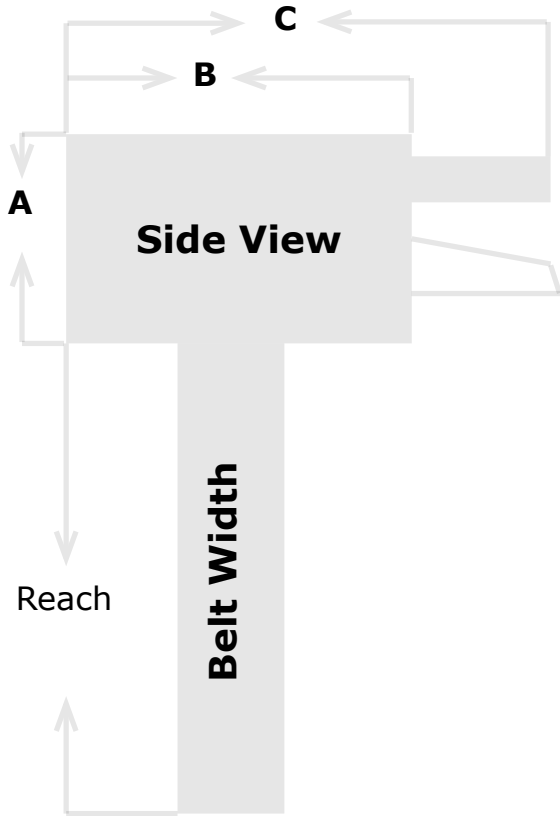




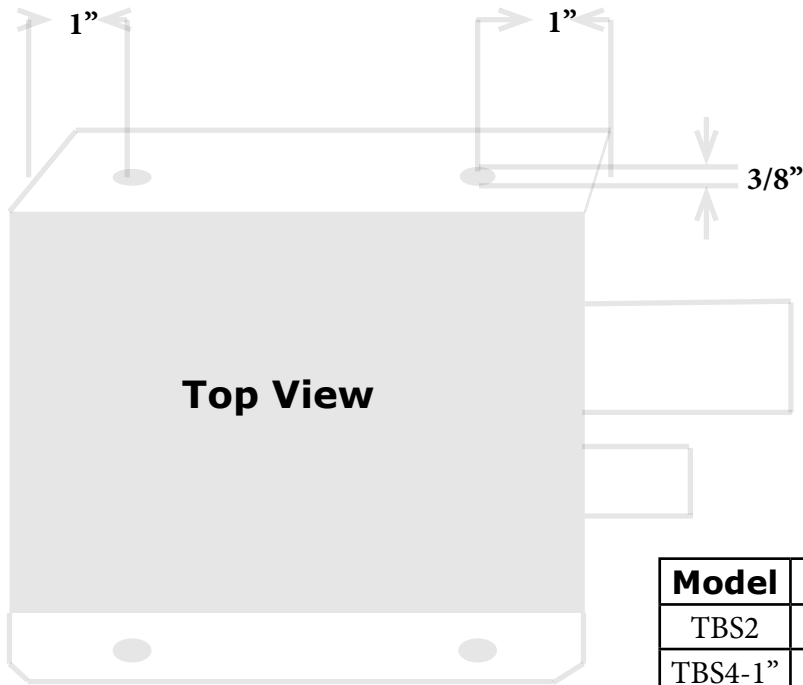
SkimOIL®, Inc / 103 W. Weaver Street / Carrboro, NC 27510
 (314) 579-9755 / Fax: (314) 558-9253
 www.skimoil.com

Marine and Industrial Solutions Since 1995

EMAIL: contact@skimoil.com



TBS2 Steep Slope Design
 F = 3" ; G = 2"



**Top Tank Installation
 Maximum Cut-Out Dimensions**

TBS2 4" Wide X 6" Long

Dimensions

Model	A	B	C	D	E
TBS2	7"	7"	9.75"	4"	5.5"
TBS4-1"	11-3/4"	7"	16"	7-3/4"	9-1/4"
TBS4-2"	11-3/4"	13"	22"	7-3/4"	9-1/4"
TBS4-3"	11-3/4"	18"	27"	7-3/4"	9-1/4"
TBS4-4"	11-3/4"	24"	31"	7-3/4"	9-1/4"
TBS4/V	11-3/4"	7"	12-3/4"	7-3/4"	9-1/4"



SkimOIL®, Inc / 103 W. Weaver Street / Carrboro, NC 27510
 (314) 579-9755 / Fax: (314) 558-9253
 www.skimoil.com

Marine and Industrial Solutions Since 1995

EMAIL: contact@skimoil.com

Technical Specifications

Item	TBS2	TBS4	TBS4/V
MOTOR:			
Type:	Permanent Magnet; Continuous Duty	Permanent Magnet; Continuous Duty	TENV, 90 vdc
Power:	115/1/60	115/1/50 or 60, TENV	115/1/60 to speed control
Rpm:	30	28 or 55	0-102
Amp Draw	.065 (7 watts)	28-.97/.99; 55-.94/1	0.75
Cordset	6 ft.; 3 wire, 3 prong plug	6 ft.; 3 wire, 3 prong plug	6 ft.; 3 wire, 3 prong plug
Cover	Stainless Steel Sheath Type	None	None
SHAFT:	1/4" Stainless Steel	1/2" Stainless Steel	5/16" Stainless Steel
Coupling	Stainless Steel	Stainless Steel	Stainless Steel
Drive Pulleys	Glass-reinforced nylon; SS Set Screw	Glass-reinforced nylon; SS Set Screw	Glass-reinforced nylon; SS Set Screw
FRAME:			
Cover:	Stainless Steel	Stainless Steel	Stainless Steel
Sides:	Stainless Steel	Stainless Steel	Stainless Steel
Ends:	1/2" UHMW Polymer	1" & 1/2" UHMW Polymer	1/2" UHMW Polymer
Outlet:	1-1/4' PVC	2-1/2" PVC	Stainless Steel
Belt:	Polyurethane or Stainless Steel	Polyurethane or Stainless Steel	Polyurethane or Stainless Steel
Belt Scrapper:	1/8" thick UHMW Polymer	1/4" thick UHMW Polymer	1/4" thick UHMW Polymer
Trough:	Stainless Steel	Stainless Steel	Stainless Steel
Tail Pulley:	Stainless Steel	Stainless Steel	Stainless Steel
Retainer Chain:	Stainless Steel	Stainless Steel	Stainless Steel
Outlet Extension:	3 ft; 1-1/4" ribbed poly hose	3 ft; 2-1/2" ribbed poly hose	3 ft; 2-1/2" ribbed poly hose
Timer:	Plug in type, 15 amps 115/1/60; 3 settings; 24hrs	Plug in type, 15 amps 115/1/60; 3 settings; 24hrs	Plug in type, 15 amps 115/1/60; 3 settings; 24hrs
Ground Fault Interrupter:	Plug in type. 115/1/60	Plug in type. 115/1/60	Plug in type. 115/1/60